

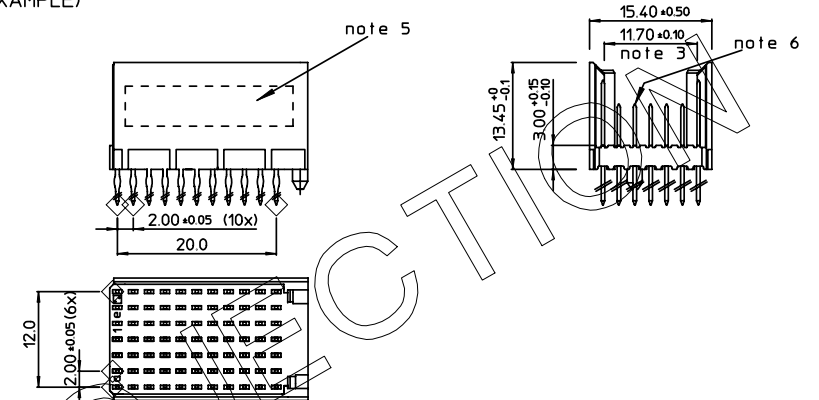
GEN. ST.	01	02	03	04	05	06	07	08	0D	50	60	70	80	90																	
INT. ST.	10	11	12	13	14	18	20	31	32	33	34	38	39	40	42	43	44	45	46	48	56	70	72	73	75	76	81	82	83	84	88

REV.	DATE	DESCRIPTION	BY	C'K'D'
A	14-09-01	CONVERSION REVISION 01	KN	
B	28-05-02	EC B20086	MF	
C	07-11-05	105-0218	VIVEK	BKP

LOADING PATTERN MATING SIDE

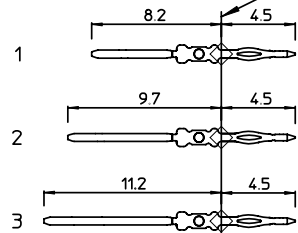
f	3	3	3	3	3	3	3	3	3	3	3	3	3	3	3	3	3	3	3	3	3
e	2	2	2	2	2	2	2	2	2	2	2	2	2	2	2	2	2	2	2	2	3
d	2	2	2	2	2	2	2	2	2	2	2	2	2	2	2	2	2	2	2	2	1
c	2	2	2	2	2	2	2	2	2	2	2	2	2	2	2	2	2	2	2	2	1
b	2	2	2	2	2	2	2	2	2	2	2	2	2	2	2	2	2	2	2	2	1
a	2	2	2	2	2	2	2	2	2	2	2	2	2	2	2	2	2	2	2	2	3
z	3	3	3	3	3	3	3	3	3	3	3	3	3	3	3	3	3	3	3	3	3
P	0	0					5					1					0				
SOS	1																0				

LOADED CONNECTOR ASSEMBLY (FOR EXAMPLE)

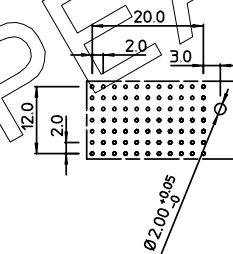


CONTACT OVERVIEW

SEATING PLANE FOR CONNECTOR



LAY-OUT P.C.B.-HOLE



LEAD FREE INDICATOR : LF = LEAD FREE (DIGIT 15 & 16)

HM2P09PCK2A1

PLATING CODE (DIGIT 13 AND 14)
(REF DWG No. BS.C ,201844,003)

NOTES:

1. THIS PRODUCT IS CSA APPROVED.
2. THIS PRODUCT IS UL RECOGNIZED.
3. MEASURED AT THE BOTTOM.
4. MATERIAL CONTACT: PHOSPHORBRONZE
HOUSING: CREAM WHITE GLASSILLED
POLYESTER UL-94V0
5. CONNECTOR PRINTED WITH P/N AND DATE CODE.
6. FOR ACTUAL CONTACT LOADINGS, SEE LOADING PATTERN MATING SIDE
7. SHAPE OF CONNECTOR HOUSING CAN ALTER DEPENDING ON PRODUCTION LOCATION.
8. THE PRODUCT (LF) MEETS EUROPEAN UNION DIRECTIVES AND OTHER COUNTRY REGULATIONS AS DESCRIBED IN GS-22-008
9. FOR RECOMMENDED PTH DIMENSIONS REFER DRAWING : BS,A ,201572.001

1DEC ± 0,2 1DEC	APPR.	DATE	SIGN.	LOADING PATTERN OVERVIEW	
2DEC ± 0,1 2DEC	DRAFT	13-03-07	M. Fret	CAT. No. HM2P09PCK2A1----	
ANGLES ± 1° HOEKEN	CHECKED			SCALE	
WE RESERVE THE RIGHT TO CHANGE DIMENSIONS OR REQUIREMENTS WITHOUT PRIOR NOTICE.	PROD. MGR.			 FCI MECHELEN N.V. A. SPINOYSTRAAAT 8, 2800 MECHELEN	
ALL DIMENSIONS IN MM	PR. ENG. MGR.				
	PR. MGT. MGR.			REFERENCES / REFERENTIES	
				BS,C ,201843,932 C	
				DRAWING No.	CUSTOMER DRAWING
				Printed: Dec 02, 2007	REVISION